

**TOTAL RESPONSES 1535**

**TEACHERS: 81**

**SUPPORT STAFF: 16**

**PARENTS: 560**

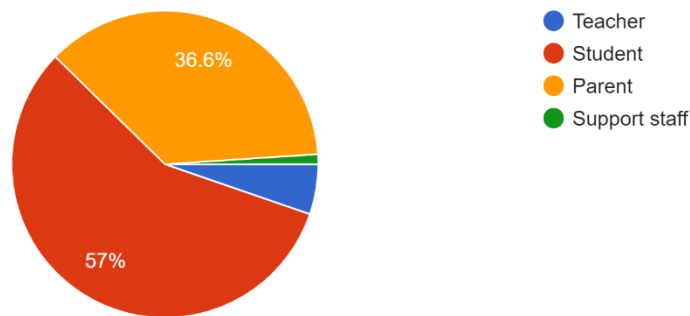
**STUDENTS: 867**

**TOTAL HIGH SCHOOL STUDENTS IN MHPD: 1225 MHHS**

### STAFF RESPONSES

Which of the following describes you?

1,534 responses

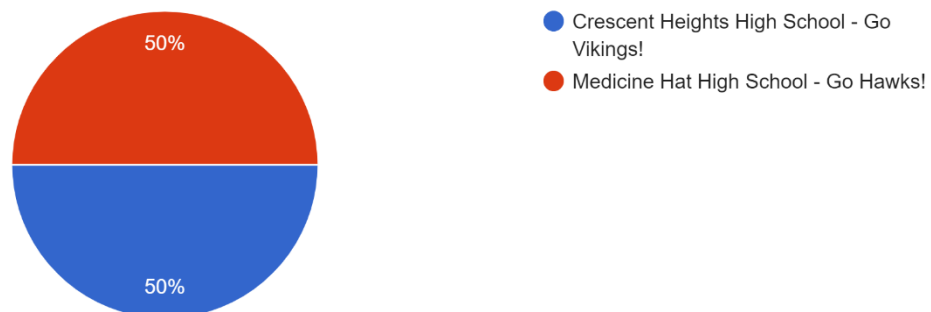


- Teacher – 16%
- Support Staff – 1 %

---

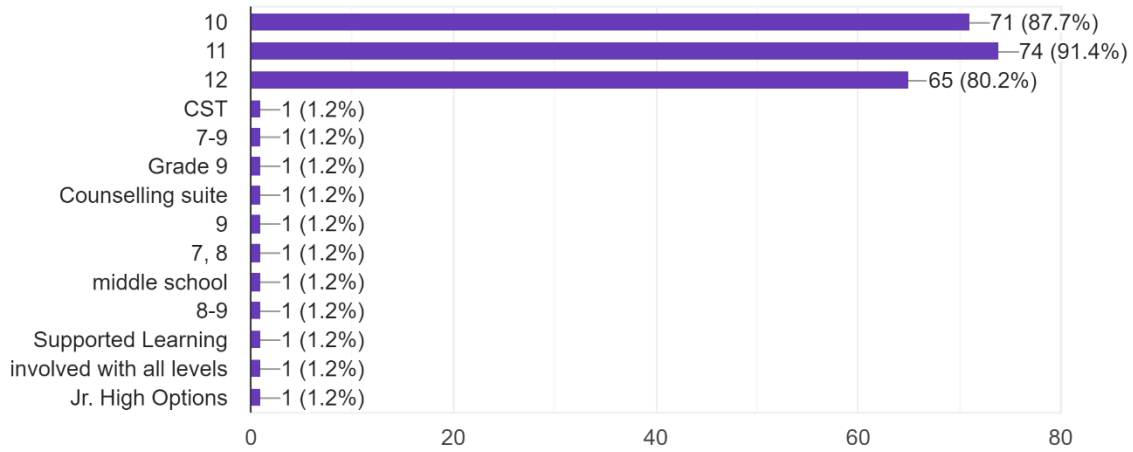
What school do you work at?

78 responses



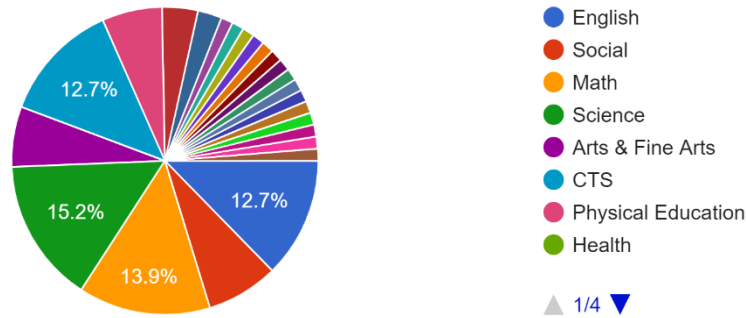
### What grade do you teach? (Choose all that apply)

81 responses



### What course do you teach?

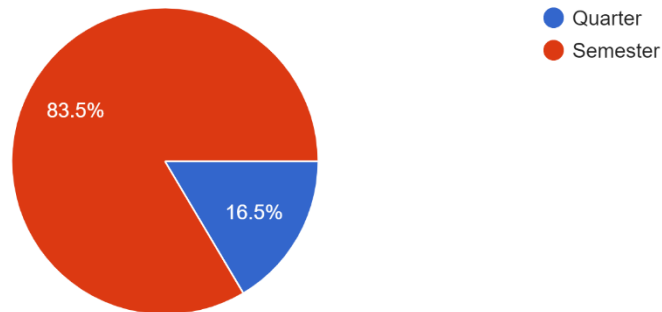
79 responses



<ul style="list-style-type: none"> <li>• Science – 15.2%</li> <li>• Math - 13.9%</li> <li>• CTS – 13%</li> <li>• English - 12.7%</li> <li>• Social – 6%</li> <li>• Arts &amp; Fine Arts – 6.3%</li> <li>• Physical Education – 6.3%</li> <li>• Health - 0</li> <li>• Supported Learning – 3.8%</li> <li>• School Counsellor – 2.5%</li> <li>• Forensics and ELL Classes 1.3%</li> <li>• Humanities and options 1.3%</li> <li>• French Language Arts 1.3%</li> </ul>	<ul style="list-style-type: none"> <li>• Social, CTS – 1.3%</li> <li>• Math &amp; CTS - 1.3%</li> <li>• English and CTS - 1.3%</li> <li>• Involved with many different courses- 1.3%</li> <li>• French (and Social Studies) - 1.3%</li> <li>• Admin - 1.3%</li> <li>• Supported Learning/K&amp;E Courses - 1.3%</li> <li>• French Immersion (Social and French) - 1.3%</li> <li>• PE &amp; CALM - 1.3%</li> <li>• Athletic performance – 1.3%</li> <li>• Japanese/ESL/psychology – 1.3%</li> </ul>
---	--

In your opinion which system benefits students better?

79 responses



### For those who believe that the **QUARTER** system benefits students better

(OF THOSE THAT CHOSE QUARTER, THEY ARE TEACHERS IN THE FOLLOWING COURSES):

- Forensics and ELL Classes
- CTS (8 responses)
- Arts & Fine Arts (2 responses)
- Social
- English (2 responses)

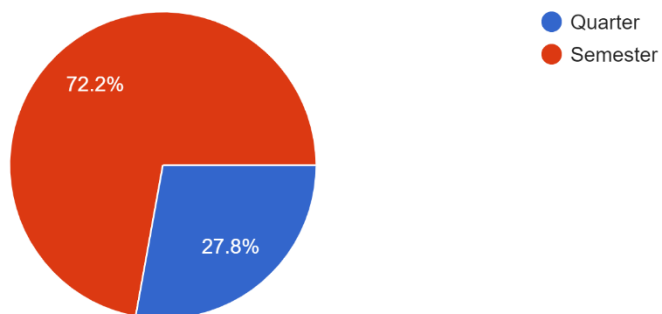
### For those who believe that the **SEMESTER** system benefits students better

(OF THOSE THAT CHOSE SEMESTER, THEY ARE TEACHERS IN THE FOLLOWING COURSES):

- Admin (1)
- Arts & fine Arts (3 responses)
- Athletic Performance (1)
- CTS (6 responses)
- English (9 responses)
- French (3 responses)
- Humanities and options (1)
- Japanese/ESL/psychology (1)
- Math (12 responses)
- PE & CALM (1)
- Physical Education (5 responses)
- Science (12 responses)
- School Counsellor (2 responses)
- Social (6 responses)
- Supported Learning (4 responses)

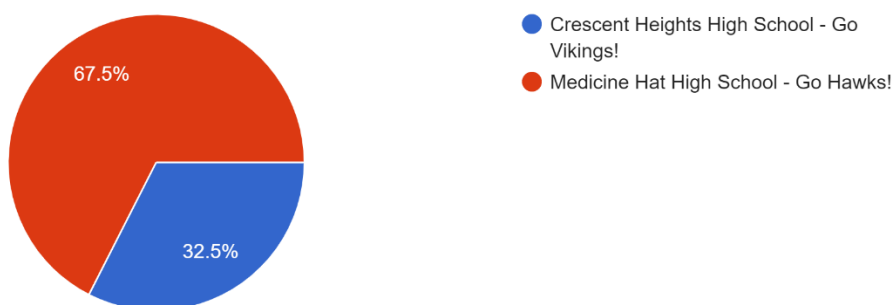
Do you prefer to work within the quarter or semester system?

79 responses



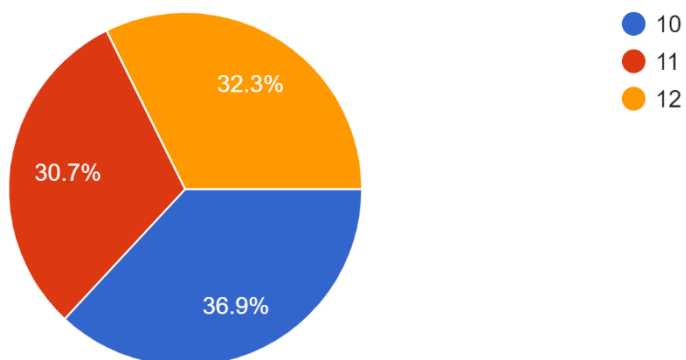
What school do you attend?

865 responses



What grade are you in?

875 responses

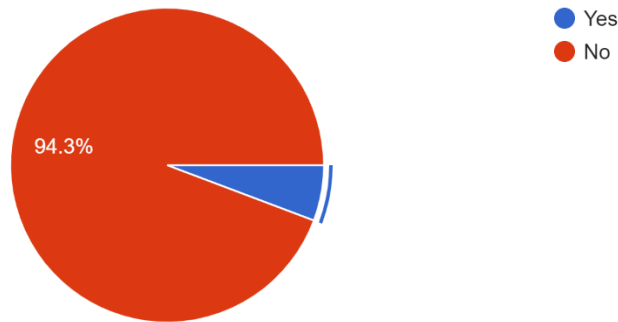


**Student Preferences - Breakdown by grade: (the following data includes French immersion students, as broken down in the section below)**

	<b>Quarter System</b>		<b>Semester System</b>	
<b>Grade 10</b>	<b>73.1%</b> (427 Students)	<b>58.5 %</b> (250 students)	<b>26.9%</b> (157 students)	<b>42.6%</b> (67 Students)
<b>Grade 11</b>		<b>41%</b> (177 students)		<b>56%</b> (88 students)
<b>Grade 12</b>	<b>53%</b> (150 students)		<b>47%</b> (133 students)	
<b>TOTAL</b>	<b>67%</b> (577 students)		<b>33%</b> (290 students)	<b>867 total student responses</b>

**FRENCH IMMERSION STUDENTS:**

Are you in the French immersion program  
874 responses



**OF THE 50 STUDENTS IN THE FRENCH PROGRAM  
30 STUDENTS CHOSE QUARTER AND 17 STUDENTS CHOSE SEMESTER.**

	<b>Quarter System</b>		<b>Semester System</b>	
<b>Grade 10</b>	<b>63%</b> (22 Students)	<b>68 %</b> (15 students)	<b>37%</b> (13 students)	<b>42.6%</b> (1 Students)
<b>Grade 11</b>		<b>32%</b> (7 students)		<b>56%</b> (12 students)

<b>Grade 12</b>	<b>53%</b> (8 students)		<b>47%</b> (4 students)	
<b>TOTAL</b>	<b>67%</b> (30 students)		<b>33%</b> (17 students)	<b>50 total student responses</b>

- **IN FRENCH, 63% OF STUDENTS IN GRADES 10 & 11 CHOSE THE QUARTER SYSTEM AND 37% CHOSE THE SEMESTER SYSTEM. 53% OF STUDENTS IN GRADE 12 CHOSE THE QUARTER SYSTEM AND 47% CHOSE THE SEMESTER SYSTEM.**
- **IN TOTAL, 67% OF FRENCH STUDENTS CHOSE THE QUARTER SYSTEM AND 33% CHOSE THE SEMESTER SYSTEM.**

## PARENT RESPONSES

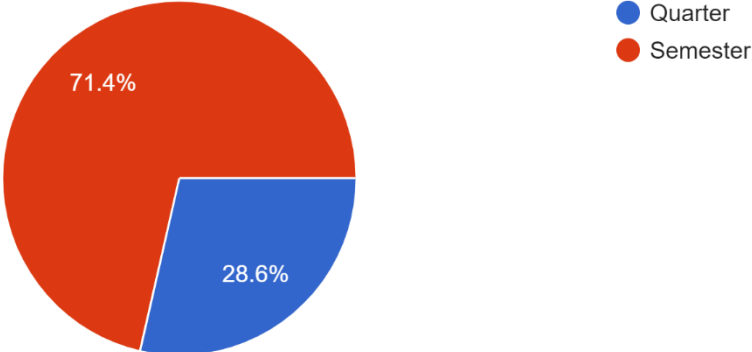
	<b>Quarter System</b>		<b>Semester System</b>		<b>Totals</b>
<b>Parents of Grade 10</b>	<b>60%</b> (229 responses)	<b>53 %</b> (122 responses)	<b>40%</b> (260 responses)	<b>44%</b> (68 responses)	<b>383 grade 10/11 responses</b>
<b>Parents of Grade 11</b>		<b>47%</b> (107 responses)		<b>56%</b> (86 responses)	
<b>Parents of Grade 12</b>	<b>40%</b> (71 responses)		<b>60%</b> (106 responses)		<b>177 grade 12 responses</b>
<b>TOTAL</b>	<b>54%</b> (300 responses)		<b>46%</b> (177 responses)		<b>560 responses</b>

## SUPPORT STAFF RESPONSES

- Admin (1) – chose quarter system
- Clerical (2)
- Counsellor (1)
- Educational Assistant (9)
- Librarian (1)
- Success Coach (1)
- Not identified (1)

In your opinion which system benefits student better?

14 responses



---

Which system do you prefer to work within?

15 responses

